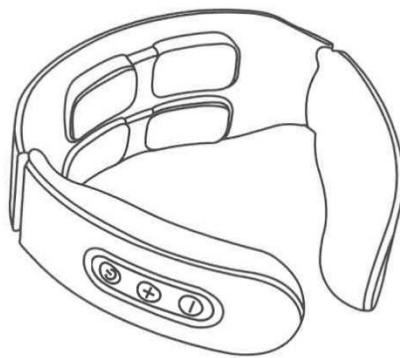


Neck massager – 820



USER MANUAL

The company reserves the right to improve the product and manual. If there are changes without notice, the appearance of the product shall prevail.

Tips: Before use, use a small amount of water to wipe the conductive sheet or wet towel to wipe the use site!

Model 820

Product Name: Smart cervical spine massager

Rated power: 3W

Charging time: about 2-3 hours

Charging parameters: 5V 1A

Rated voltage: 3.7V

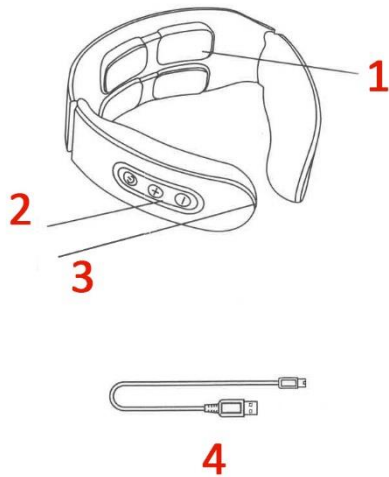
Rated time: 15min

Heating power: 2.5W

Executive Standard: GB4706.1 -2005 GB4706.1 0-2008



Product Configuration



1.- Conductive sheet / Heating sheet

2.- Buttons

3.- Charging port

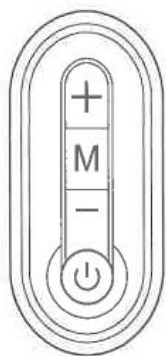
4.- USB cable

Operating instructions:

820 charging and heating voice remote control models

1. Long press "POWER" key 3 seconds, the voice broadcast boot, long press "POWER" key 3 seconds, the voice broadcast shutdown.
2. "POWER" key, Short press to adjust the mode. There are 6 modes (automatic, acupuncture, massage, acupressure, kneading, pounding).
3. Short press (+)(-) to adjust the pulse strength, a total of 9 grades.
4. Long press (-) to turn on the heating, long press (-) to turn off the heating.
5. Use 5V/1A cell phone charger to charge, charging light on, full off.

Remote control models operating instructions:



Before using the remote control, please turn on the host

1. (⏻) Key switch host
2. (M) Key to select the mode
3. (+) Key to enhance the intensity
4. (-) Key to weaken the intensity

People who should not use this product

- (1) People who are undergoing disease treatment or those with obvious physical discomfort must consult a doctor before use.
- (2) Take good care of children to ensure that they do not play with this product.
- (3) The product has a hot surface, so people who are not sensitive to heat must pay attention to it when using it.
- (4) Patients with allergic constitution heart disease and other people with electronic devices in their bodies should be used with caution.
- (5) This product is not intended to be used by people (including children) who are physically impaired, sensory or mentally impaired, or lack relevant experience and knowledge, unless someone responsible for their safety supervises or directs their use of this product.

Solutions to common problems

If you encounter problems when using this product, please refer to the following tips and possible solutions.

Not working

- Please confirm that the switch is turned on.
- Please check whether the battery has power.

Suddenly the massage stopped

- Please check whether the product battery is exhausted.
- Inadvertently press the button on the remote control.
- The minutes set by the automatic timing device has passed.
- If the problem still exists, please do not continue to use and contact the company's maintenance service center.

Automatic shutdown of the machine

- When there is no contact with the skin, the machine will make a sound and it will automatically shut down after 1 minute.
- When the battery is low, the machine will automatically shut down after 10 beeps. Please charge

Safety need to know

When using this massage product, especially when children are present, the following safety precautions must be observed. To avoid the risk of electric shock from rabbits, please read all instructions carefully before use.

Be sure to pull out the power plug after use and before wiping.

Do not use when taking a shower or bathing. If this appliance falls into water, please pull out the plug immediately.

Do not place this product in a place where it can easily slip or fall into the bath and sink.

Do not use in a humid environment, do not put this product in water or other liquids.

Do not use needles or other metal objects to fix this product, do not use unrecommended accessories and accessories, and do not use it in the case that the appliance shell or power cord is damaged.

If the product is accidentally wetted into the water, please do not use it by yourself.

Do not use this appliance when you are drunk or feel unwell.

Do not use this product within one hour after a meal.

If you have a neck injury or have recently undergone surgery, please use it under the guidance of a doctor.

This product is used under battery power supply. If the battery is not charged or the battery is damaged, stop using it immediately, send it to the designated maintenance outlet or send it back to the manufacturer for battery replacement or maintenance. The user must not replace the battery without permission!

Environmental protection When disposing of the product, do not throw it away with general household waste, but send it to a designated recycling center.

IMPORTANT:

If the product is in fault status or cannot be used, please turn off and unplug it and contact our service center. Users should not disassemble or repair this product by themselves. Touching internal parts may cause malfunction or electric shock accident. Product damage caused by self-disassembly or repair will invalidate the product warranty, and the company is not responsible for the consequences caused by this situation.